

design **Piero Lissoni**

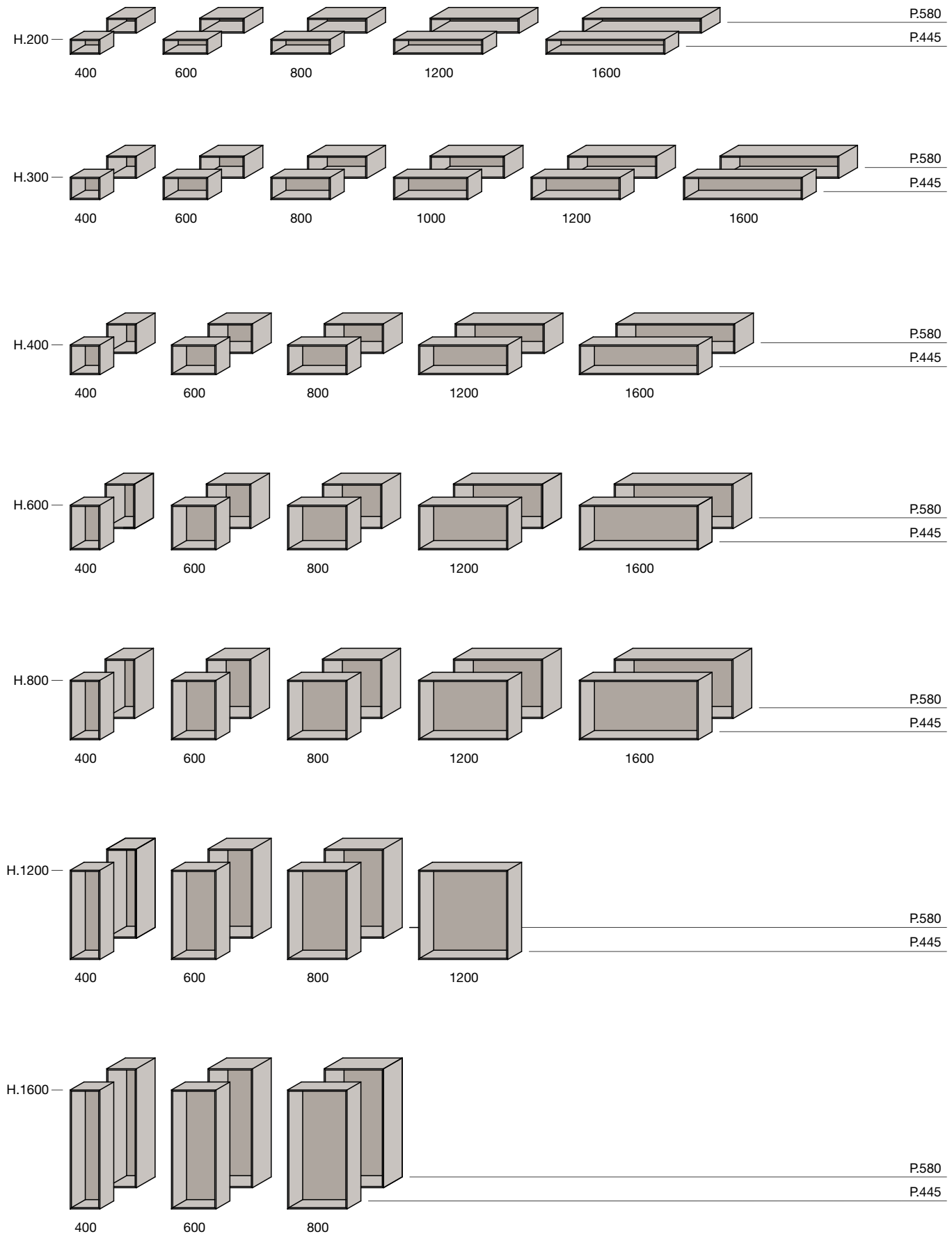


Modern nasce da una forma geometrica pura: il quadrato. E da un'idea semplice: il suo movimento nello spazio. Un modulo che si ripete, sviluppando oggetti diversi per materiali, colori e destinazioni funzionali. Oggetti diversi – contenitori, piani di appoggio, mensole – ma armonici per proporzioni e coerenza formale. Nasce un programma aperto, articolato e flessibile pensato per disegnare spazi attraverso segni nitidi ed eleganti, definiti dal rigore delle linee, dal pregio delle finiture, dalla qualità progettuale. Un sistema che consente la massima libertà nel creare la combinazione ideale di elementi. Una presenza che sa adeguarsi a ogni tipo di ambiente.

Modern arises from a pure geometric shape: the square. And from a simple idea: its movement in the space. A module repeating itself to generate objects different in materials, colours and functional purposes. Various objects – containers, tops, shelves – which proportions and formal consistency are harmonious with. An open collection of elements arises, combined and flexible, invented to draw spaces through sharp and elegant signs, shaped by rigorous lines, careful quality and refined design. A system allowing the greatest freedom to create the perfect combination of elements. A presence appropriate for every habitat.

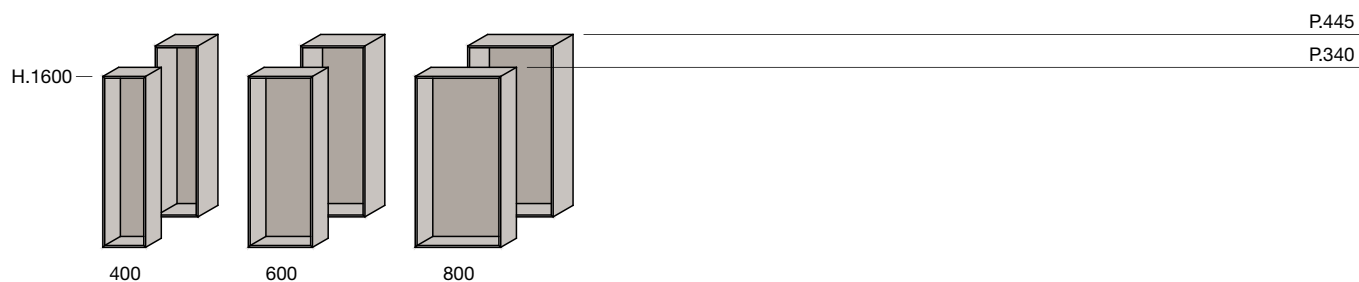
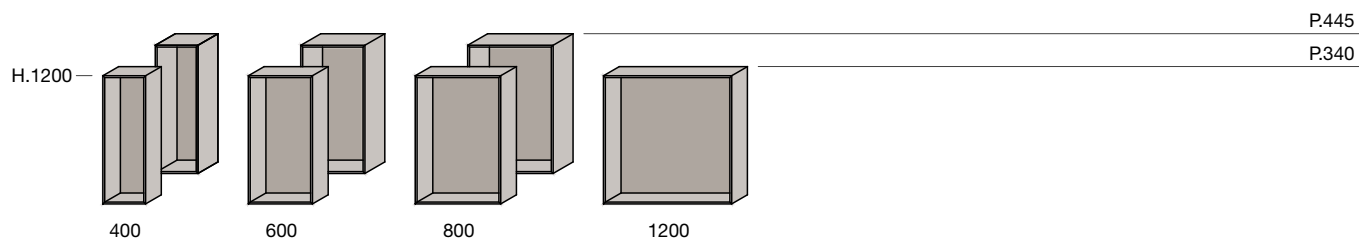
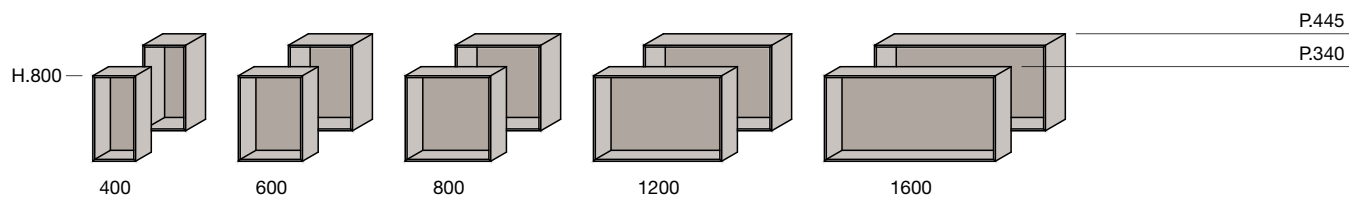
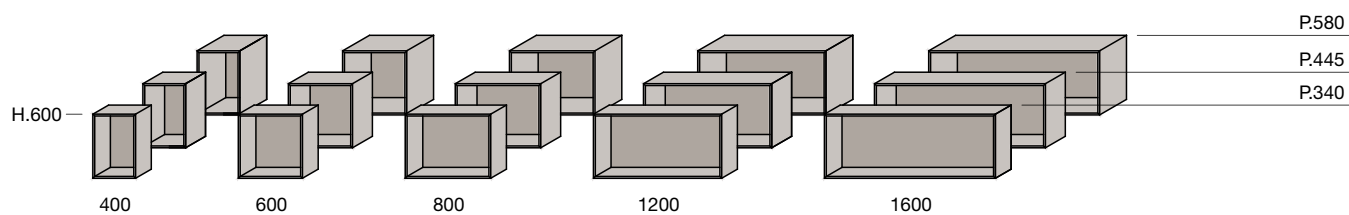
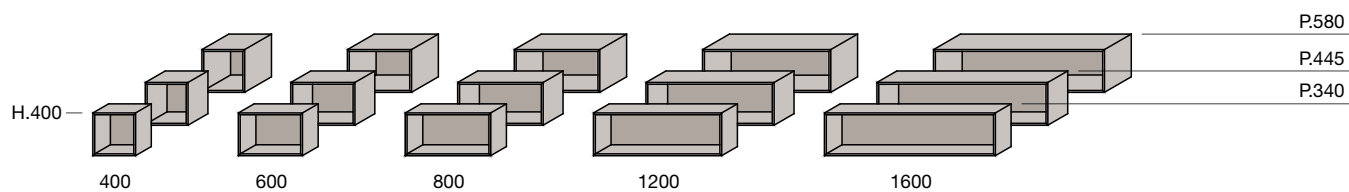
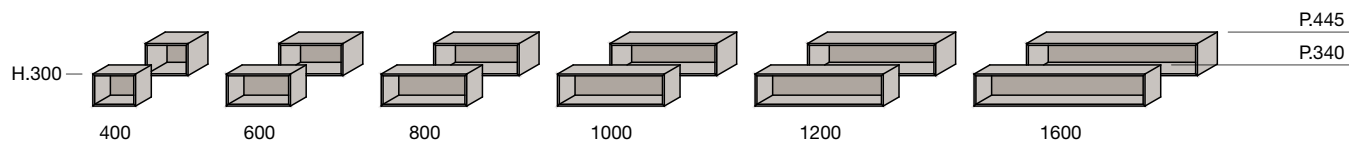
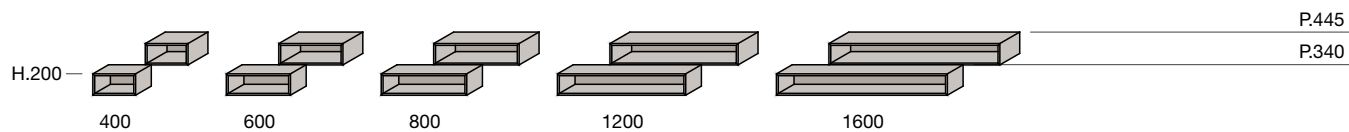
MODERN

Moduli a terra P. 445/580 mm
Floor standing elements D. 445/580 mm



MODERN


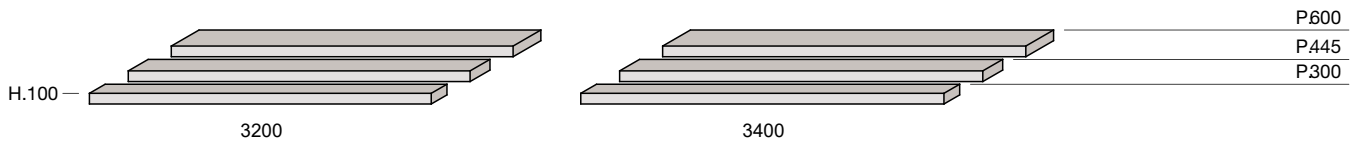
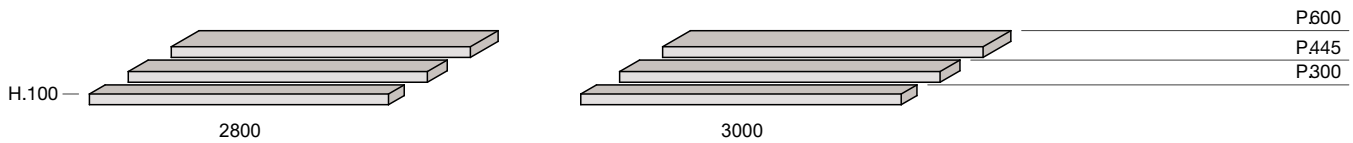
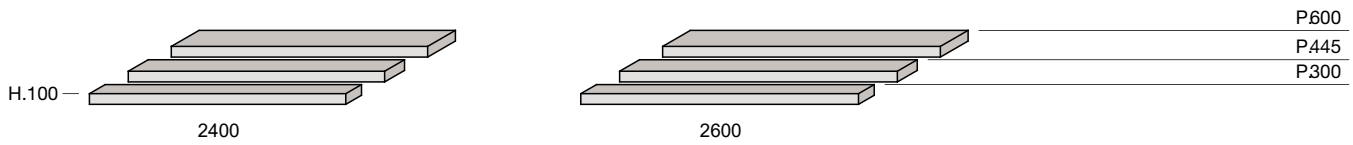
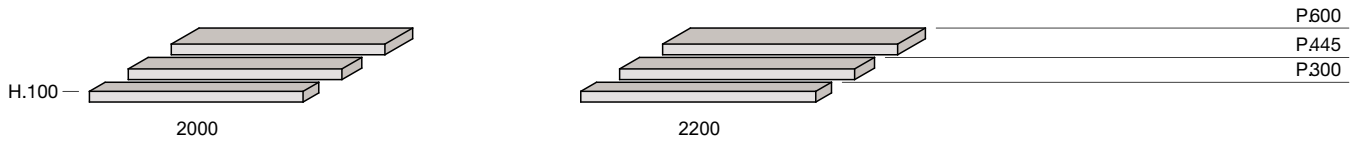
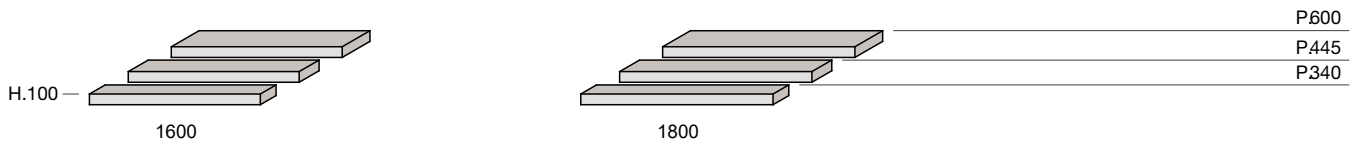
Moduli pensili P. 340/430 mm
Hanging elements D. 340/430 mm



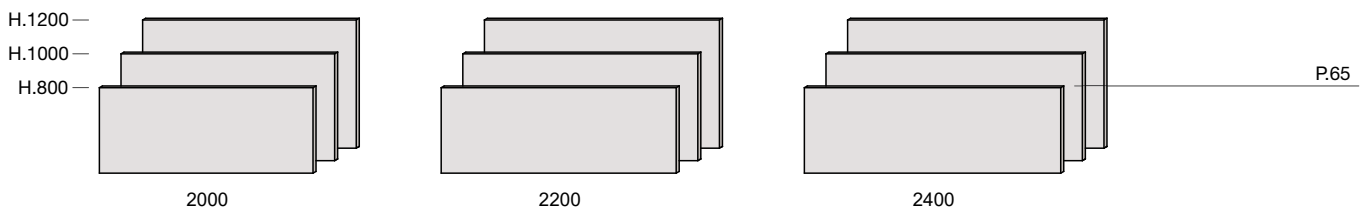
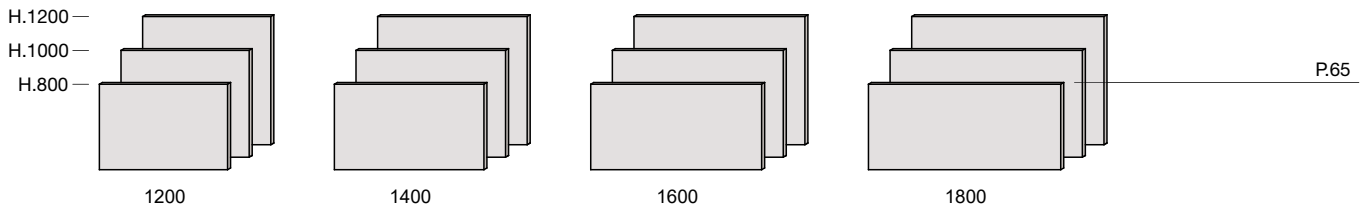
Moduli pensili in cristallo P. 300 mm
Glass hanging elements D. 300 mm



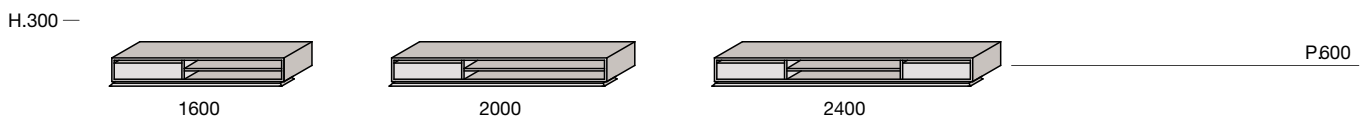
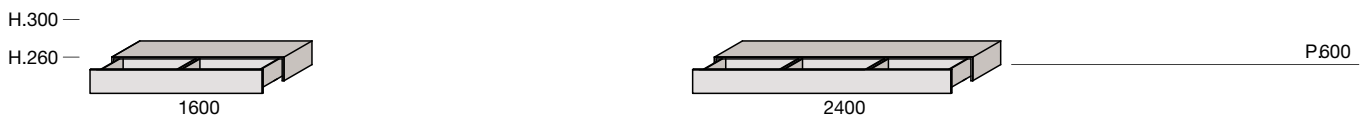
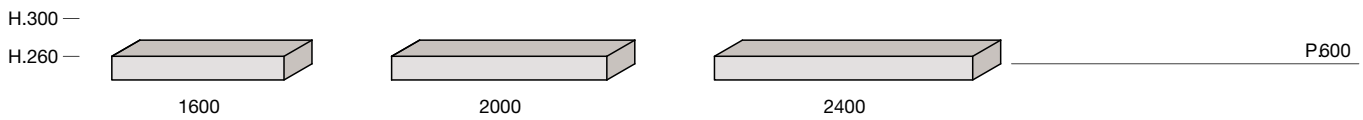
Piani sospesi P. 340/445/600 mm
Suspended shelves D. 340/445/600 mm



Pannello Panel












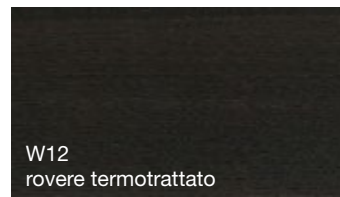



Pedane P. 600 mm Boards D. 600 mm




FINITURE

ESSENZE / ESSENCES



FINITURE




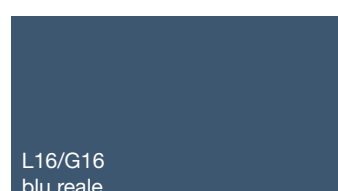




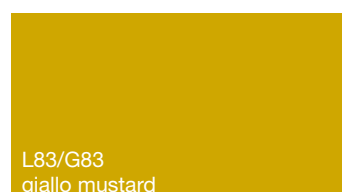









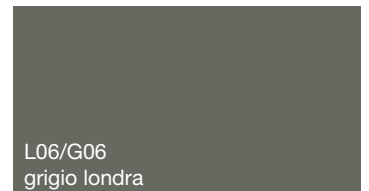





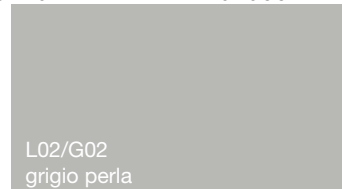
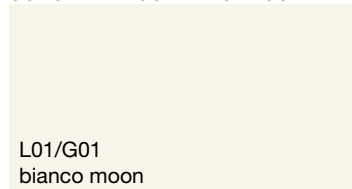
HDS / HDS



MELAMMINICO BLACK SUGI / BLACK SUGI MELAMINE



COLORI LACCATI OPACO E LUCIDO / MATT AND GLOSSY LACQUER COLOURS



FINITURE

interno HDS - esterno LACCATO OPACO E LUCIDO COLORI / HDS inside - MATT OR GLOSSY COLOURS outside

L01/G01 bianco moon		L02/G02 grigio perla		L03/G03 ardesia		L55/G55 nero	
L52/G52 panna		L04/G04 grigio seta		L05/G05 cemento		L06/G06 grigio Londra	
L07/G07 avorio		L08/G08 sabbia		L09/G09 tortora		L10/G10 cioccolato	
L11/G11 arancio fiamma		L12/G12 amaranto		L90/G90 rosso fire		L74/G74 rosso cina	
L13/G13 giallo zolfo		L83/G83 giallo mustard		L80/G80 verde spring		L81/G81 verde muschio	
L14/G14 azzurro cielo		L15/G15 carta da zucchero		L16/G16 blu reale		L17/G17 denim	
L75/G75 bianco gesso		L87/G87 arancio zucca		L88/G88 verde gris		L89/G89 verde inglese	

FINITURE

interno BLACK SUGI - esterno LACCATO OPACO E LUCIDO COLORI / BLACK SUGI inside - MATT OR GLOSSY COLOURS outside
 esterno BLACK SUGI - interno LACCATO OPACO E LUCIDO COLORI / BLACK SUGI outside - MATT OR GLOSSY COLOURS inside



FINITURE

interno LEGNO - esterno LACCATO OPACO E LUCIDO COLORI / WOOD inside - MATT OR GLOSSY COLOURS outside
 esterno LEGNO - interno LACCATO OPACO E LUCIDO COLORI / WOOD outside - MATT OR GLOSSY COLOURS inside



L'abbinamento è possibile con tutti i legni della Collezione Porro.
 The matching is possible with all the wood of the Porro Collection.



MATERIALI

Materiali struttura

Struttura	pannello di particelle di legno a media densità rivestito con tranciato nei legni della collezione oppure laccato opaco e lucido colori, legni e colore possono essere mixati; HDS; HDS laccato opaco e lucido colori, melamminico black sugi anche abbinato al colore interno o esterno
Ripiano divisorio	pannello di particelle di legno rivestito con tranciato nei legni della collezione oppure laccato opaco e lucido colori; HDS; melamminico black sugi
Frontale legno	pannello di particelle di legno rivestito con tranciato nei legni della collezione oppure laccato opaco e lucido colori
Anta telaio alluminio	telaio estruso in alluminio, finitura laccato opaco in tutti i colori di campionario con cristallo temperato trasparente o in tutti i colori di campionario

Structure materials

Structure	medium density board overlaid with the wood sheets of the collection or matt and glossy lacquer in all the colours of our collection, wood and colours can be mixed; HDS; matt or glossy lacquer colours HDS; black sugi melamine, even combined with the colours on the outside or inside
Division side	particles board overlaid with the wood sheets of the collection or matt and glossy lacquer in all colours of our collection; HDS; black sugi melamine
Wood door	particles board overlaid with the wood sheets of the collection or matt and glossy lacquer in all colours of our collection
Aluminium frame door	extruded aluminium frame with matt lacquer colours finishing with tempered transparent or colours glass